

STEM 001 table

Design

Rodolfo Dordoni

Description

Dining table for outdoor use

Structure

Powder coated steel cleaned and treated with an electrolytic process of hard iron phosphatisation. This pre-painting guarantees a higher resistance to corrosion and it removes polluting substances. Its effect is reinforced with a following nanotechnology anticorrosive treatment and with an electrostatic powder painting with polyester base that gives more protection from scratches and also the final coloring to the product.

Top

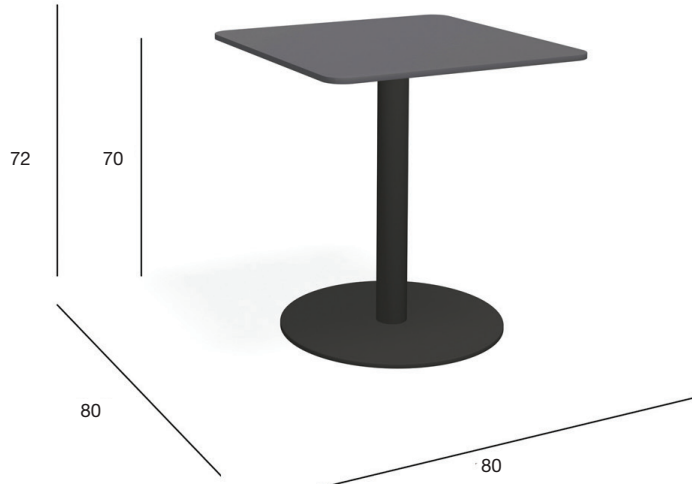
Teak or HPL grey.

Teak wood contains a natural oily resin which makes it extremely resistant to weather, temperature, parasite attacks and insects. The exposure outdoor creates a 1/2 mm-thick oxidation patina on the wood surface which favors its discoloration to a silver-grey color; this change does not affect its original characteristics in any way. The grey patina can be avoided or removed with the correct maintenance.

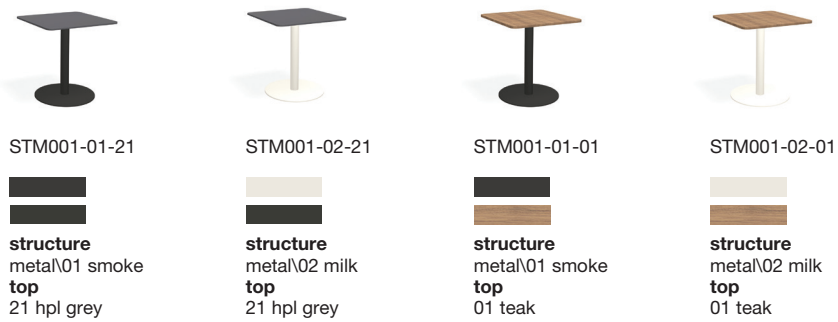
HPL (High pressure laminate) of a great quality with a characteristic black heart, very resistant to wear and tear, humidity, steam, UV, fungi, spores and mould. It is self-extinguishing and it is class 2 fire resistant; it does not contain chlorine or asbestos and it is certified by Fira Institute for coming in contact with foodstuff.

Weight

Teak top 41kg; HPL top 42 kg



Finishes



Maintenance

Steel

In case of exposition to weather conditions, it is recommended to wash regularly the product with mild tepid water. In case cleaning is needed, use a neutral soap (UNIVERSAL CLEANER RODA) and warm or mild water. Dry immediately to avoid stains and halos caused by water. Eventual rusty formation must be treated with a rust stopper and eventually touched up with the paint stick in the same color of structure, supplied by RODA.

Teak


- In humid conditions, teak may release some reddish oil, which can cause stains on the surface. For normal cleaning, use a soft cloth (not in microfiber), fresh water and SUNDECK SOAP.
 - use SUNDECK WOOD OIL LIGHT, a nutrient and protective oil, on the new product to avoid the superficial oxidation.
 - use GREY OFF every 2/3 years to remove the grey patina due to the oxidation of the surface. After the treatment with GREY OFF, wash the furniture with water and SUNDECK SOAP and oil it with SUNDECK WOOD OIL LIGHT.
 - In case of deep spots hard to clean with

SUNDECK SOAP, it is recommended to sand the surface uniformly before using GREY-OFF; in any case, do not use GREY-OFF more than once a year.
 - Always avoid abrasive products or aggressive chemical solvents.

HPL

Brush the surface or treat it using water and neutral soap UNIVERSAL CLEANER. Do not use any abrasive products, acid substances or aggressive chemical solvents.

Similar products



PLAZA 065 table

ROOT 001 table

STEM 003 table

Design

Rodolfo Dordoni

Description

Dining table for contract outdoor use

Structure

Powder coated steel.

The steel structures are painted in two times: in the first phase a superficial painting treatment through immersion (cataphoresis) confers a high resistance to corrosion; in the second phase, the structures are treated with electrostatic powder painting with a polyester base (shiny or embossed finish) that gives more protection from scratches and also the final coloring to the product.

Top

Teak or HPL grey.

Teak wood contains a natural oily resin which makes it extremely resistant to weather, temperature, parasite attacks and insects. The exposure outdoor creates a 1/2 mm-thick oxidation patina on the wood surface which favors its discoloration to a silver-grey color; this change does not affect its original characteristics in any way. The grey patina can be avoided or removed with the correct maintenance.

HPL (High pressure laminate) of a great quality with a characteristic black heart, very resistant to wear and tear, humidity, steam, UV, fungi, spores and mould. It is self-extinguishing and it is class 2 fire resistant; it does not contain chlorine or asbestos and it is certified by Fira Institute for coming in contact with foodstuff.

Weight

Teak top 40kg; HPL top 41 kg



Finishes



STM003-01-21



structure
metal\01 smoke
top
21 hpl grey



STM003-02-21



structure
metal\02 milk
top
21 hpl grey



STM003-01-01



structure
metal\01 smoke
top
01 teak



STM003-02-01



structure
metal\02 milk
top
01 teak

Maintenance

Steel

In case of exposition to weather conditions, it is recommended to wash regularly the product with mild tepid water. In case cleaning is needed, use a neutral soap (UNIVERSAL CLEANER RODA) and warm or mild water. Dry immediately to avoid stains and halos caused by water.

Eventual rusty formation must be treated with a rust stopper and eventually touched up with the paint stick in the same color of structure, supplied by RODA.

Teak

- In humid conditions, teak may release some reddish oil, which can cause stains on the surface. For normal cleaning, use a soft cloth (not in microfiber), fresh water and SUNDECK SOAP.
- use SUNDECK WOOD OIL LIGHT, a nutrient and protective oil, on the new product to avoid the superficial oxidation.
- use GREY OFF every 2/3 years to remove the grey patina due to the oxidation of the surface. After the treatment with GREY OFF, wash the furniture with water and SUNDECK SOAP and oil it with SUNDECK WOOD OIL LIGHT.
- In case of deep spots hard to clean with

SUNDECK SOAP, it is recommended to sand the surface uniformly before using GREY-OFF; in any case, do not use GREY-OFF more than once a year.

- Always avoid abrasive products or aggressive chemical solvents.

HPL

Brush the surface or treat it using water and neutral soap UNIVERSAL CLEANER. Do not use any abrasive products, acid substances or aggressive chemical solvents.

Similar products



PLAZA 065 table



ROOT 003 table