

- IT STRUTTURA : Metallo e Multistrato di pioppo.
BASE : Multistrato di betulla.
MOLLEGGIO SCHIENALE : Cinghie elastiche.
CUSCINO SEDUTA : Poliuretano sagomato a densità differenziata / fibra di poliestere.
IMBOTTITURA SCHIENALE E BRACCIOLO : Poliuretano sagomato a densità differenziata / fibra di poliestere
PIEDINI : Metallo laccato nero e scivolanti protettivi in nylon nero.
RIVESTIMENTO : Tessuto o pelle. Totalmente sfoderabile, ad eccezione della versione in pelle.
- EN STRUCTURE : Metal and poplar plywood.
BASE : Birch plywood.
BACKREST SPRINGING : Elastic straps.
SEAT CUSHION : Shaped polyurethane with differentiated density / polyester slip cover.
BACKREST AND ARMREST UPHOLSTERY : Shaped polyurethane with differentiated density / polyester slip cover.
FEET : Black lacquered metal and black protective nylon glides.
COVER : Fabric or leather. Fully removable cover, except for leather version.
- FR STRUCTURE : Métal et contreplaqué de peuplier.
BASE : Multiplis de bouleau.
SUSPENSIONS DOSSIER: Sangles élastiques.
COUSSIN D'ASSISE : Polyuréthane profilé à densité différenciée / fibre polyester.
REMBOURRAGE DOSSIER ET ACCOUDOIR : Polyuréthane profilé à densité différenciée / fibre polyester.
PIEDS : Métal laqué noir et patins de protection en nylon noir.
REVÊTEMENT : Tissu ou cuir. Entièrement déhoussable, sauf pour la version cuir.
- DE STRUKTUR : Metall und Pappelsperholz.
GESTELL : Birkensperholz.
RÜCKENLEHNE FEDERUNG : Elastische Bänder.
SITZKISSEN : Geformter Pu-Schaum in unterschiedlicher Dichte / Faserbezug.
RÜCKENLEHNE- UND ARMLEHNEPOLSTERUNG : Geformter Pu-Schaum in unterschiedlicher Dichte / Faserbezug.
FÜßE : Schwarz lackiertes Metall und schwarze Nylongleiter.
BEZUG : Stoff oder Leder. Total abziehbar, mit Ausnahme der Lederversion.



Marengo 2018

design Mario Marengo 1970

Poltrona
Armchair



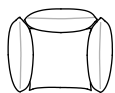
67 cm 26 1/2"
121 cm 47 1/2"

70 cm 27 1/2"

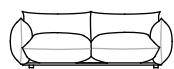


96 cm 38"

53 cm 21"
41 cm 16"



Divani
Sofas



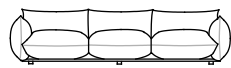
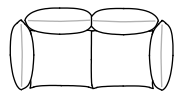
134 cm 53"
188 cm 74"

70 cm 27 1/2"

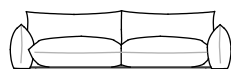
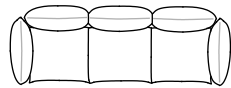


96 cm 38"

53 cm 21"
41 cm 16"



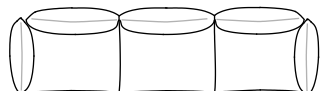
201 cm 79"
255 cm 100 1/2"



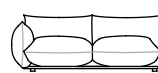
200 cm 79"
254 cm 100"



300 cm 118 1/4"
354 cm 139 1/2"



Elementi con 1 bracciolo
Units with 1 armrest



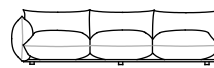
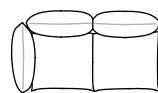
134 cm 53"
161 cm 63 1/2"

70 cm 27 1/2"

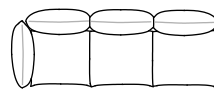


96 cm 38"

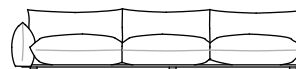
53 cm 21"
41 cm 16"



201 cm 79"
228 cm 90"



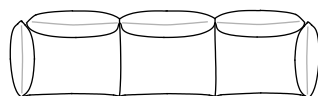
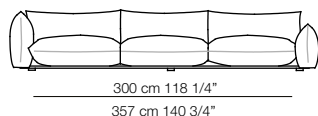
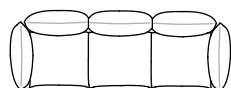
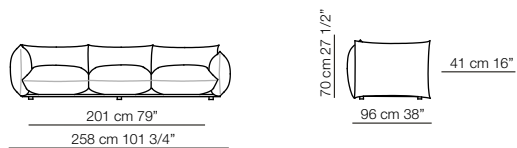
200 cm 79"
227 cm 89 1/2"



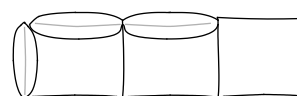
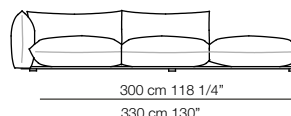
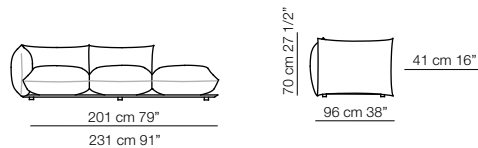
300 cm 118 1/4"
327 cm 129"



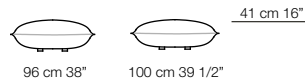
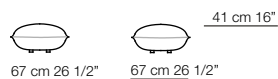
Elementi angolo con 1 bracciolo
Corner units with 1 armrest



Elementi angolo
Corner unit



Pouf



All dimensions are expressed in centimeters and inches
File CAD 2D-3D available on www.arflex.com